



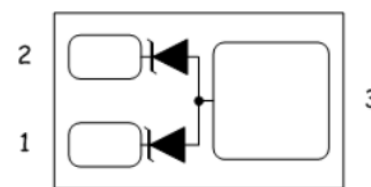
LOW CAPACITANCE TVS DIODE ARRAY

Features

- Ultra low leakage: nA level
- Operating voltage: 5V
- Low clamping voltage
- Complies with following standards:
 - IEC 61000-4-2 (ESD) immunity test
 - Air discharge: $\pm 15\text{kV}$
 - Contact discharge: $\pm 8\text{kV}$
 - IEC61000-4-4 (EFT) 40A (5/50ns)
- RoHS Compliant

Dimensions DFN1006P3**Applications**

- USB 2.0 power and data line
- Set-top box and digital TV
- Digital video interface (DVI)
- Notebook Computers
- SIM Ports
- 10/100 Ethernet

Pin Configuration**Mechanical Characteristics**

- Package: DFN1006P3
- Lead Finish: Lead Free
- UL Flammability Classification Rating 94V-0
- Quantity Per Reel: 5,000 pcs
- Reel Size: 7 inch

Absolute Maximum Ratings ($T_{amb}=25^{\circ}\text{C}$ unless otherwise specified)

Parameter	Symbol	Value	Unit
Peak Pulse Power (8/20 μs)	Ppp	20	W
ESD per IEC 61000-4-2 (Air)	V _{ESD}	± 15	Kv
ESD per IEC 61000-4-2 (Contact)		± 8	
Operating Temperature Range	T _J	-55 to +125	$^{\circ}\text{C}$
Storage Temperature Range	T _{STJ}	-55 to +150	$^{\circ}\text{C}$



Electrical Characteristics(TA=25°C unless otherwise specified)

Part Number	Device Marking	V _{RWM} (V)	V _{BR} (V)	I _T (mA)	V _C @1A	V _C		I _R μA (Max)	C (Pf) (Typ.)
						(Max)	(@A)		
ESDA0502P3	PB	5	6	1	7.5	15	2	0.5	8

Characteristic Curves

Fig1. 8/20μs Pulse Waveform

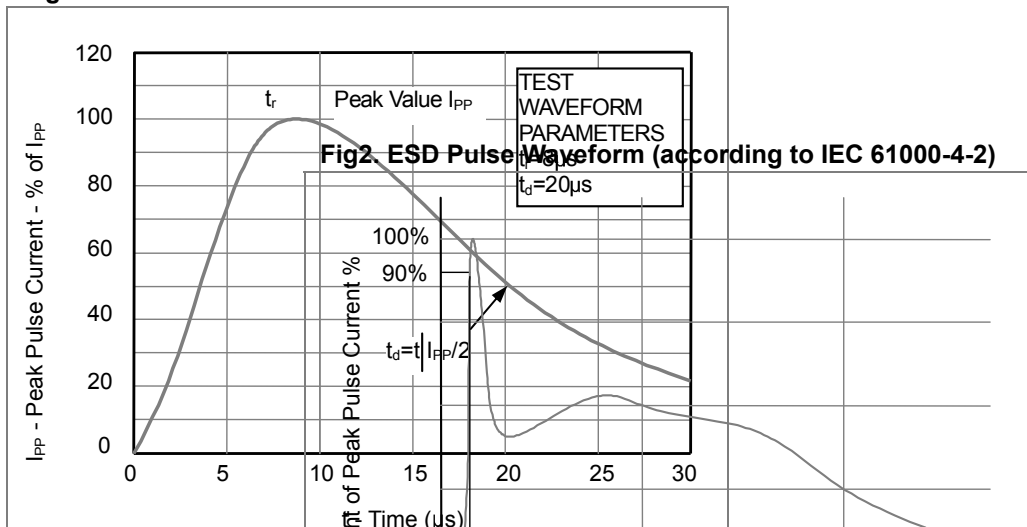
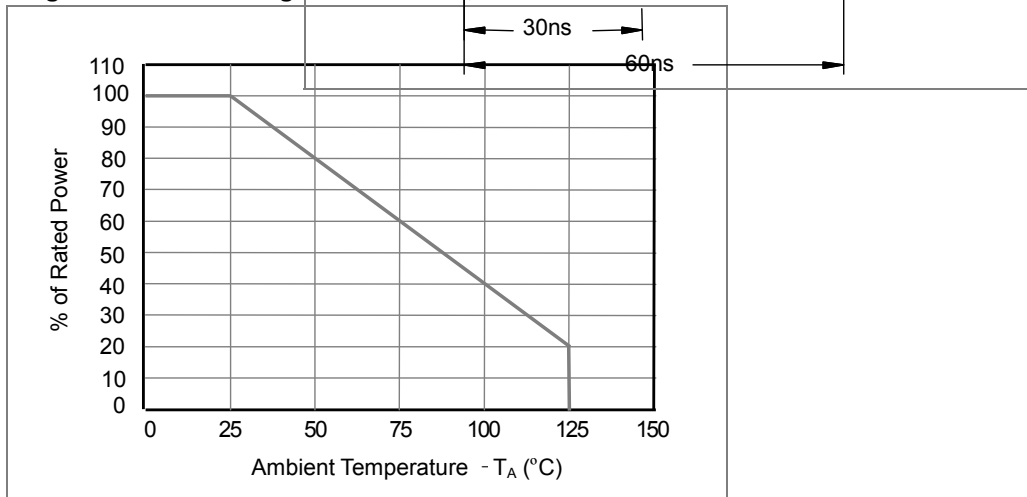
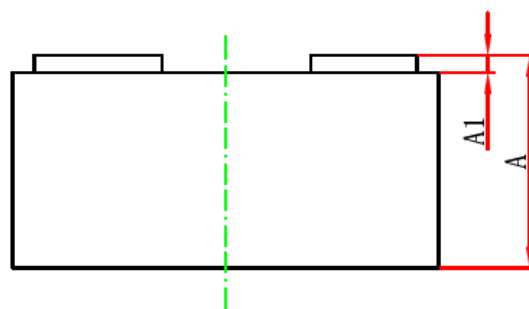


Fig3. Power Derating Curve





DFN1006P3 PACKAGE OUTLINE & DIMENSIONS



SIDE VIEW

Symbol	Dimensions In Millimeters		Dimensions In Inches	
	Min.	Max.	Min.	Max.
A	0.350/0.450	0.450/0.550	0.014/0.018	0.018/0.022
A1	0.010	0.090	0.000	0.004
D	0.950	1.050	0.037	0.041
E	0.550	0.650	0.022	0.026
D1	0.450 REF.		0.017 REF.	
E1	0.400 REF.		0.016 REF.	
E2	0.200	0.300	0.008	0.012
b	0.100	0.200	0.004	0.008
e	0.300	0.400	0.012	0.016
L	0.000	0.050	0.000	0.002
L1	0.250	0.350	0.010	0.014
L2	0.200	0.300	0.008	0.012

Shanghai Leiditech Electronic Co.,Ltd

Email: sale1@leiditech.com

Tel : +86- 021 50828806

Fax : +86- 021 50477059